



Minimum Fireplace Dimensions




Lava Burner with GlowFire[™] Logs


Grand Canyon Gas Logs


3515 East Atlanta Avenue, Phoenix, Arizona 85040


602-344-4217 • grandcanyongaslogs.com


Minimum Fireplace Dimensions


| Lava Burner  | MINIMUM FIREPLACE SIZES | | | | | | | | |
|--|-------------------------|-------------|-------|------------|--------|---------------|-----|---------------|-----|
| | SIZE | FRONT WIDTH | DEPTH | BACK WIDTH | HEIGHT | BTU RATING NG | | BTU RATING LP | |
| | | | | | | HIGH | LOW | HIGH | LOW |
| 18" | 28" | 16" | 18" | 22" | 40k | 25k | 40k | 18k | |
| 24" | 34" | 16" | 24" | 22" | 55k | 35k | 55k | 30k | |
| 30" | 40" | 18" | 30" | 26" | 75k | 45k | 75k | 40k | |
| 36" | 46" | 18" | 36" | 26" | 85k | 55k | 85k | 48k | |


| 2-Burner with controls (Match Lite, SPQMKN/LP, MVQMKN/LP, MMVKR-NG/LP, EIS-N/L)  | MINIMUM FIREPLACE SIZES | | | | | | | | |
|--|-------------------------|-------------|-------|------------|--------|---------------|------|---------------|--|
| | SIZE | FRONT WIDTH | DEPTH | BACK WIDTH | HEIGHT | BTU RATING NG | | BTU RATING LP | |
| | 18" | 30" | 14" | 18" | 14" | 52k | | 49k | |
| 21" | 33" | 14" | 21" | 14" | 58k | | 58k | | |
| 24" | 36" | 14" | 24" | 14" | 64k | | 64k | | |
| 30" | 42" | 16" | 30" | 14" | 76k | | 79k | | |
| 36" | 48" | 16" | 36" | 14" | 81k | | 83k | | |
| 42" | 54" | 16" | 42" | 14" | 86k | | 87k | | |
| 48" | 60" | 16" | 48" | 16" | 150k | | 145k | | |
| 60" | 72" | 16" | 60" | 16" | 175k | | 165k | | |

| 2-Burner with controls (MVKEIKN/LP)  | MINIMUM FIREPLACE SIZES | | | | | | | | |
|--|-------------------------|-------------|-------|------------|--------|---------------|-----|---------------|--|
| | SIZE | FRONT WIDTH | DEPTH | BACK WIDTH | HEIGHT | BTU RATING NG | | BTU RATING LP | |
| | 18" | 36" | 14" | 24" | 14" | 52k | | 49k | |
| 21" | 39" | 14" | 27" | 14" | 58k | | 58k | | |
| 24" | 42" | 14" | 30" | 14" | 64k | | 64k | | |
| 30" | 48" | 16" | 36" | 14" | 76k | | 79k | | |
| 36" | 54" | 16" | 42" | 14" | 81k | | 83k | | |
| 42" | 60" | 16" | 48" | 14" | 86k | | 87k | | |


| 3-Burner with controls (Match Lite, SPQMKN/LP, MVQMKN/LP, MMVKR-NG/LP, MVKEIKN/LP, EIS-N/L)  | MINIMUM FIREPLACE SIZES | | | | | | | | |
|---|-------------------------|-------------|-------|------------|--------|---------------|------|---------------|--|
| | SIZE | FRONT WIDTH | DEPTH | BACK WIDTH | HEIGHT | BTU RATING NG | | BTU RATING LP | |
| | 18" | 30" | 14" | 18" | 16" | 46k | | 41k | |
| 21" | 33" | 14" | 21" | 16" | 58k | | 58k | | |
| 24" | 36" | 14" | 24" | 16" | 74k | | 64k | | |
| 30" | 42" | 16" | 30" | 16" | 102k | | 91k | | |
| 36" | 48" | 16" | 36" | 16" | 111k | | 106k | | |
| 42" | 54" | 16" | 42" | 16" | 120k | | 121k | | |


| Jumbo Slimline-Burner with controls (Match Lite, HCSPQMKN/LP, HCMVQMKN/LP, MMVKR-NG/LP, MVKEIKN/LP, EIS-N/L)  | MINIMUM FIREPLACE SIZES | | | | | | | | |
|---|-------------------------|-------------|-------|------------|--------|---------------|------|---------------|--|
| | SIZE | FRONT WIDTH | DEPTH | BACK WIDTH | HEIGHT | BTU RATING NG | | BTU RATING LP | |
| | 24" | 36" | 21" | 24" | 30" | 103k | | 95k | |
| 30" | 42" | 21" | 30" | 30" | 112k | | 110k | | |
| 36" | 48" | 21" | 36" | 30" | 150k | | 145k | | |
| 42" | 54" | 21" | 42" | 30" | 165k | | 160k | | |
| 48" | 60" | 21" | 48" | 30" | 195k | | 190k | | |
| 60" | 72" | 21" | 60" | 30" | 230k | | 225k | | |


| Jumbo-Burner with controls (Match Lite, HCSPQMKN/LP, HCMVQMKN/LP, EIS-N/LP)  | MINIMUM FIREPLACE SIZES | | | | | | | | |
|--|-------------------------|-------------|-------|------------|--------|---------------|------|---------------|--|
| | SIZE | FRONT WIDTH | DEPTH | BACK WIDTH | HEIGHT | BTU RATING NG | | BTU RATING LP | |
| | 36" | 48" | 24" | 36" | 30" | 150k | | 145k | |
| 42" | 54" | 24" | 42" | 30" | 165k | | 160k | | |
| 48" | 60" | 24" | 48" | 30" | 195k | | 190k | | |
| 60" | 72" | 24" | 60" | 30" | 230k | | 225k | | |
| 72" | 84" | 24" | 72" | 30" | 240k | | 230k | | |
| 84" | 96" | 24" | 84" | 30" | 270k | | 240k | | |
| 96" | 108" | 24" | 96" | 30" | 300k | | 275k | | |
| 108" | 120" | 24" | 108" | 30" | 350k | | 325k | | |
| 120" | 132" | 24" | 120" | 30" | 500k | | 450k | | |


| Bedrock Vented Linear Drop-in Burner  | MINIMUM FIREPLACE SIZES | | | | | | | | |
|---|-------------------------|-------------|-------|------------|----------|---------------|----------|---------------|--|
| | SIZE | FRONT WIDTH | DEPTH | BACK WIDTH | HEIGHT | BTU RATING NG | | BTU RATING LP | |
| | 24" | 24" | 15" | 24" | 20" | 30k/20k | | 30k/15k | |
| 36" | 36" | 15" | 36" | 20" | 45k/30k | | 45k/20k | | |
| 48" | 48" | 15" | 48" | 20" | 60k/40k | | 60k/30k | | |
| 60" | 60" | 15" | 60" | 20" | 75k/50k | | 75k/40k | | |
| 72" | 72" | 15" | 72" | 20" | 90k/60k | | 90k/50k | | |
| 84" | 84" | 15" | 84" | 20" | 105k/70k | | 105k/55k | | |
| 96" | 96" | 15" | 96" | 20" | 120k/80k | | 120k/60k | | |


Minimum Fireplace Dimensions


| KIVA-Burner with controls (Match Lite, SPQMKN/LP, MVQMKN/LP, MMVKR-NG/LP, MVKEIKN/LP, EIS-N/L) | MINIMUM FIREPLACE SIZES | | | | | | |
|--|-------------------------|-------------|-------|------------|--------|---------------|---------------|
| | SIZE | FRONT WIDTH | DEPTH | BACK WIDTH | HEIGHT | BTU RATING NG | BTU RATING LP |
|  | 18" | 24" | 12" | 12" | 18" | 45k | 35k |
| | 24" | 30" | 12" | 18" | 18" | 52k | 49k |
| | 30" | 35" | 12" | 21" | 18" | 65k | 64k |


| Glass H-Burner with controls (Match Lite, SPQMKN/LP, MVQMKN/LP, MMVKR-NG/LP, EIS-N/L) | MINIMUM FIREPLACE SIZES | | | | | | |
|---|-------------------------|-------------|-------|------------|--------|---------------|---------------|
| | SIZE | FRONT WIDTH | DEPTH | BACK WIDTH | HEIGHT | BTU RATING NG | BTU RATING LP |
|  | 18" | 30" | 14" | 18" | 10" | 52k | 49k |
| | 21" | 33" | 14" | 21" | 10" | 58k | 58k |
| | 24" | 36" | 14" | 24" | 10" | 64k | 64k |
| | 30" | 42" | 16" | 30" | 10" | 76k | 79k |
| | 36" | 48" | 16" | 36" | 10" | 81k | 83k |
| | 42" | 54" | 16" | 42" | 10" | 86k | 87k |
| | 48" | 60" | 16" | 48" | 10" | 150k | 145k |
| | 60" | 72" | 16" | 60" | 10" | 175k | 165k |

| Glass H-Burner with controls (MVKEI/LP) | MINIMUM FIREPLACE SIZES | | | | | | |
|---|-------------------------|-------------|-------|------------|--------|---------------|---------------|
| | SIZE | FRONT WIDTH | DEPTH | BACK WIDTH | HEIGHT | BTU RATING NG | BTU RATING LP |
|  | 18" | 36" | 14" | 24" | 10" | 52k | 49k |
| | 21" | 39" | 14" | 27" | 10" | 58k | 58k |
| | 24" | 42" | 14" | 30" | 10" | 64k | 64k |
| | 30" | 48" | 16" | 36" | 10" | 76k | 79k |
| | 36" | 54" | 16" | 42" | 10" | 81k | 83k |
| | 42" | 60" | 16" | 48" | 10" | 86k | 87k |

| 2-Burner See Through with controls (Match Lite, HCSPQMKN/LP, HCMVQMKN/LP, MMVKR-NG/LP, EIS-N/L) | MINIMUM FIREPLACE SIZES | | | | | | |
|---|-------------------------|-------------|-------|------------|--------|---------------|---------------|
| | SIZE | FRONT WIDTH | DEPTH | BACK WIDTH | HEIGHT | BTU RATING NG | BTU RATING LP |
|  | 18" | 30" | 14" | 30" | 14" | 103k | 93k |
| | 24" | 36" | 14" | 36" | 14" | 118k | 100k |
| | 30" | 42" | 16" | 42" | 14" | 128k | 115k |
| | 36" | 48" | 16" | 48" | 14" | 135k | 125k |
| | 42" | 54" | 16" | 54" | 14" | 140k | 130k |
| | 48" | 60" | 16" | 60" | 16" | 150k | 145k |
| | 60" | 72" | 16" | 72" | 16" | 175k | 165k |

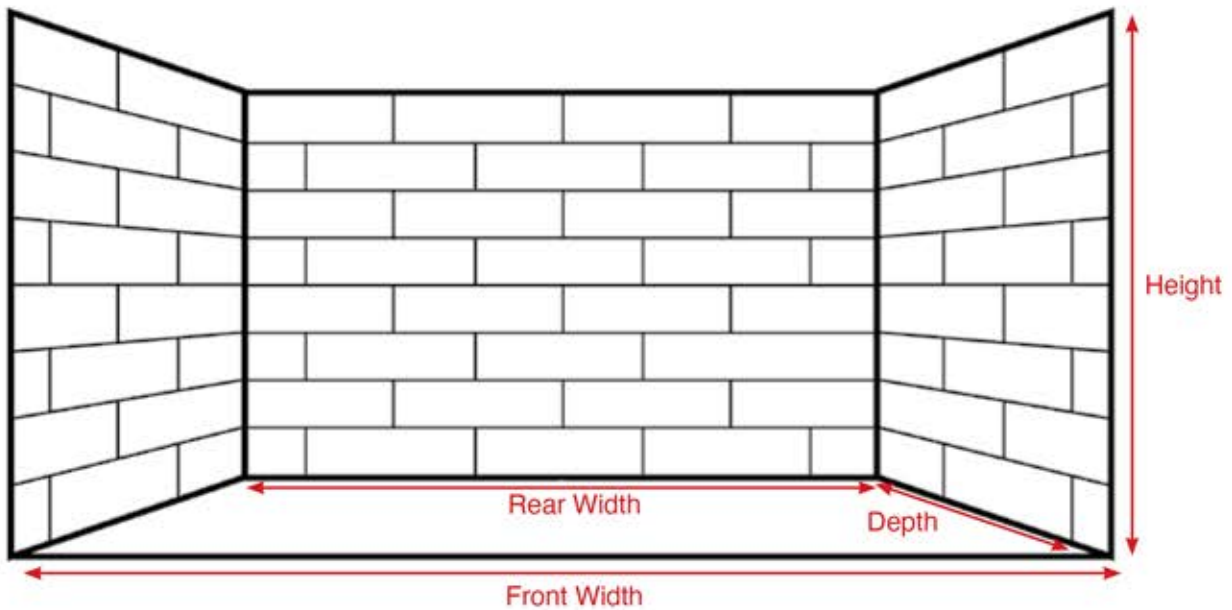
| 2-Burner See Through with controls (MVKEIKN/LP) | MINIMUM FIREPLACE SIZES | | | | | | |
|---|-------------------------|-------------|-------|------------|--------|---------------|---------------|
| | SIZE | FRONT WIDTH | DEPTH | BACK WIDTH | HEIGHT | BTU RATING NG | BTU RATING LP |
|  | 18" | 36" | 14" | 36" | 14" | 103k | 93k |
| | 24" | 42" | 14" | 42" | 14" | 118k | 100k |
| | 30" | 48" | 16" | 48" | 14" | — | 115k |
| | 36" | 54" | 16" | 54" | 14" | — | 125k |
| | 42" | 60" | 16" | 60" | 14" | — | 130k |

| 3-Burner See Through with controls (Match Lite, HCSPQMKN/LP, HCMVQMKN/LP, MMVKR-NG/LP, MVKEIKN/LP, EIS-N/L) | MINIMUM FIREPLACE SIZES | | | | | | |
|---|-------------------------|-------------|-------|------------|--------|---------------|---------------|
| | SIZE | FRONT WIDTH | DEPTH | BACK WIDTH | HEIGHT | BTU RATING NG | BTU RATING LP |
|  | 18" | 30" | 14" | 30" | 16" | 103k | 93k |
| | 24" | 36" | 14" | 36" | 16" | 118k | 100k |
| | 30" | 42" | 16" | 42" | 16" | 128k | 115k |
| | 36" | 48" | 16" | 48" | 16" | 135k | 125k |
| | 42" | 54" | 16" | 54" | 16" | 140k | 130k |

| Jumbo-Burner See Through with controls (Match Lite, HCSPQMKN/LP, HCMVQMKN/LP, MMVKR-NG/LP, MVKEIKN/LP, EIS-N/L) | MINIMUM FIREPLACE SIZES | | | | | | |
|---|-------------------------|-------------|-------|------------|--------|---------------|---------------|
| | SIZE | FRONT WIDTH | DEPTH | BACK WIDTH | HEIGHT | BTU RATING NG | BTU RATING LP |
|  | 24" | 36" | 26" | 36" | 30" | 103k | 95k |
| | 30" | 42" | 26" | 42" | 30" | 112k | 110k |
| | 36" | 48" | 26" | 48" | 30" | 165k | 155k |
| | 42" | 54" | 26" | 54" | 30" | 185k | 170k |
| | 48" | 60" | 26" | 60" | 30" | 210k | 195k |
| | 60" | 72" | 26" | 72" | 30" | 250k | 235k |



Size, Log, Burner, Controls, and Accessories.



Measure front width, rear width, height, and depth of empty fire box.
Refer to sizing chart inside flyer.

Thank you for choosing Grand Canyon Gas Logs, we appreciate all our customers and hope you have many years of enjoyment of our products.

Take a look at our other products from our RPG Brands family of companies.

