



DELRAY / FROM MINIMALIST TO INDULGENCE

# DELRAY

LINEAR

# ELEGANTLY SIMPLE

## DELRAY FULL LOAD LINEAR

## DELRAY BASIC LINEAR

DRL3613  
DRL4813

SINGLE SIDED  
DIRECT VENT

### QUICK DIMENSIONS

	DRL3613		DRL4813	
	UNIT	FRAM.	UNIT	FRAM.
F.WIDTH	45 <sup>1</sup> / <sub>4</sub>	43 <sup>3</sup> / <sub>8</sub>	57 <sup>1</sup> / <sub>4</sub>	55 <sup>3</sup> / <sub>8</sub>
B.WIDTH	41 <sup>3</sup> / <sub>8</sub>	43 <sup>3</sup> / <sub>8</sub>	53 <sup>1</sup> / <sub>16</sub>	55 <sup>3</sup> / <sub>8</sub>
HEIGHT	26 <sup>3</sup> / <sub>4</sub>	33 <sup>11</sup> / <sub>16</sub>	26 <sup>3</sup> / <sub>4</sub>	33 <sup>11</sup> / <sub>16</sub>
DEPTH	12 <sup>3</sup> / <sub>4</sub>	14 <sup>1</sup> / <sub>4</sub>	12 <sup>3</sup> / <sub>4</sub>	14 <sup>1</sup> / <sub>4</sub>
VIEWING	36 <sup>1</sup> / <sub>2</sub> x 14 <sup>11</sup> / <sub>16</sub>		48 <sup>1</sup> / <sub>2</sub> x 14 <sup>11</sup> / <sub>16</sub>	

### Standard

Concealed burner with Ice fireglass

Multi-function remote control

Remote controlled fans

Micro mesh safety screen

Black reflective glass

Halogen downlighting

Battery backup

Cement board

### Options

Propane conversion kit

Adjustable trim kits

Speckled stones, driftwood, glass media

Heat management

WiFi phone app control

### Standard

Concealed burner with Ice fireglass

Cement board

### Options

Remote control

Fans

Micro mesh safety screen

Black reflective glass

Propane conversion kit

Adjustable trim kits

Battery backup

Speckled stones, driftwood, glass media

Heat management



### BTU LISTING

DRL3613NI-2 / 16,000  
DRL3613LI-2 / 16,000

DRL4813NI-2 / 21,000  
DRL4813LI-2 / 19,000  
BTU is the same for basic and for fully loaded units

### EFFICIENCY P.4. 1-15

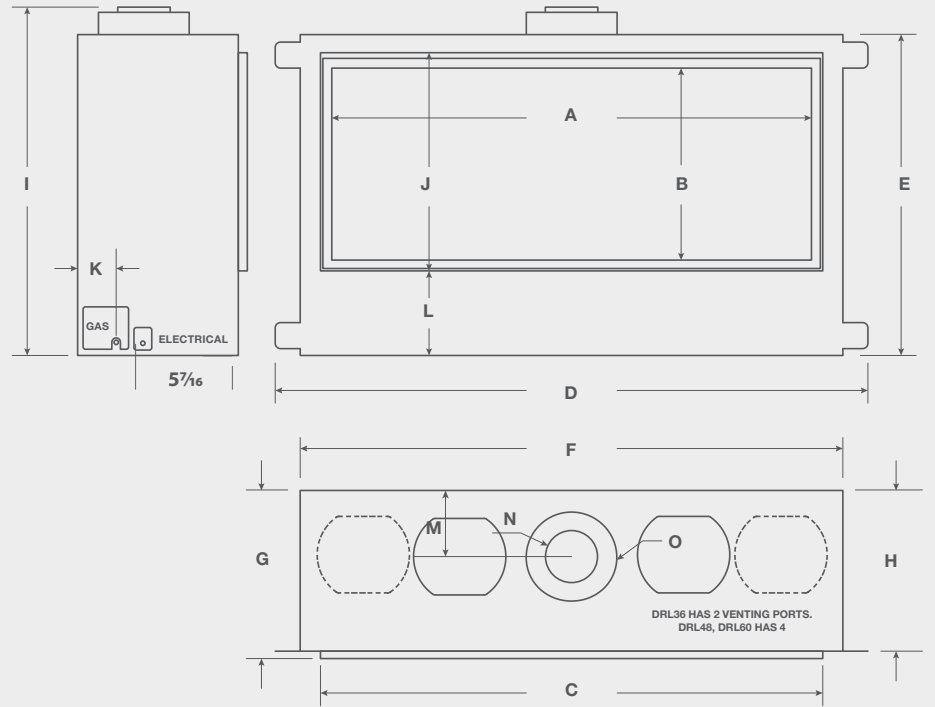
DRL3613NI / 71%  
DRL3613NI-2 / 71%  
DRL3613LI / 71%  
DRL3613LI-2 / 71%

DRL4813NI / 63%  
DRL4813NI-2 / 63%  
DRL4813LI / 60%  
DRL4813LI-2 / 60%





**DELRAY DIMENSIONS**



	A	B	C	D	E	F	G	H	I	J	K	L	M	N	O
DRL36	36½	14 <sup>11</sup> / <sub>16</sub>	38¾	45¼	24¼	41¾	12¾	12 <sup>5</sup> / <sub>16</sub>	26¾	16 <sup>5</sup> / <sub>8</sub>	3 <sup>1</sup> / <sub>8</sub>	6 <sup>9</sup> / <sub>16</sub>	5	4	7
DRL48	48½	14 <sup>11</sup> / <sub>16</sub>	50 <sup>5</sup> / <sub>16</sub>	57¼	24½	53 <sup>7</sup> / <sub>16</sub>	12¾	12 <sup>5</sup> / <sub>16</sub>	26¾	16 <sup>5</sup> / <sub>8</sub>	3 <sup>1</sup> / <sub>8</sub>	6 <sup>9</sup> / <sub>16</sub>	5	4	7



MONTIGO / DELRAY / LINEAR / DRL4813NI-2 / DRIFTWOOD SPECKLED STONES

MONTIGO / DELRAY / LINEAR / DRL3613NI-2 / ICE FIREGLASS / REFLECTIVE BLACK GLASS

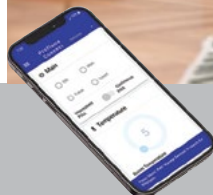


REMOTE<sup>††</sup>  
RX200\*\*

<sup>†</sup>Standard for full load units  
<sup>††</sup>Full load units only



WALL REMOTE<sup>†</sup>  
EC1550



WIFI PHONE APP  
CONTROL<sup>†</sup>  
SIT-WIFI



BLACK GLASS<sup>†</sup>  
RBGDRL\*\*



DOWNLIGHTING<sup>††</sup>



TRIM KIT  
DRLT\*\*\_\*

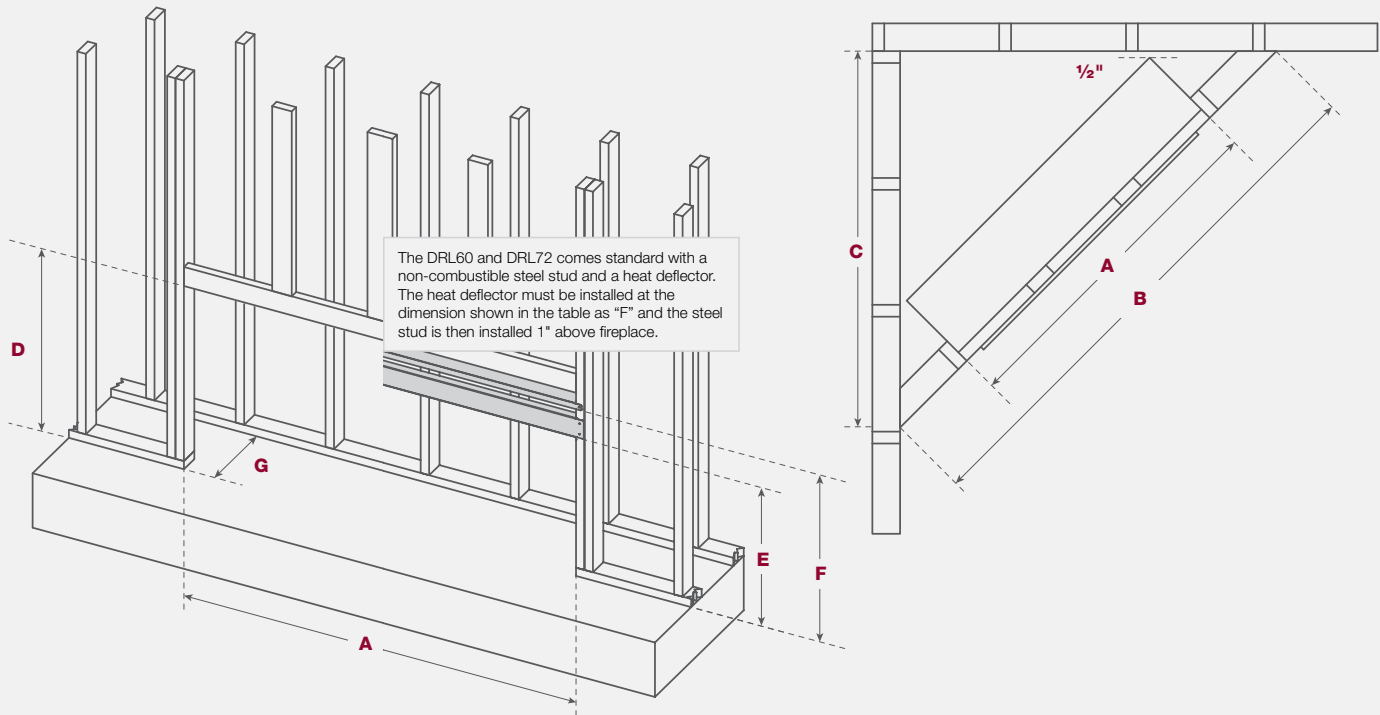
# Unit Specifications

## ICON LEGEND

AVAILABLE	+	NOT AVAILABLE	-
DEDICATED	◊	STANDARD	◦

	BTU NATURAL GAS	BTU LIQUID PROPANE	NG EFFICIENCY	LP EFFICIENCY	VENTING	CLEARANCE TOP	CLEARANCE SIDES	CLEARANCE BACK	CLEARANCE FLOOR	FRONT VIEWING AREA	FRONT GLASS TYPE	STANDARD MEDIA	MICRO MESH SAFETY SCREEN	POWERVENT	REMOTE CONTROL	FANS	UPLIGHTING	DOWNLIGHTING
DRL3613*1-2	16,000	16,000	71%	71%	4"/7"	21	1	2	0	36½ X 14 <sup>11</sup> / <sub>16</sub>	HIGH TEMPERATURE	HW1157	◦	+	◦	◦	-	◦
DRL3613*1	16,000	16,000	71%	71%	4"/7"	21	1	2	0	36½ X 14 <sup>11</sup> / <sub>16</sub>	HIGH TEMPERATURE	HW1157	+	+	+	-	-	-
DRL4813*1-2	21,000	19,000	63%	60%	4"/7"	21	1	2	0	48½ X 14 <sup>11</sup> / <sub>16</sub>	HIGH TEMPERATURE	HW1157	◦	+	◦	◦	-	◦
DRL4813*1	21,000	19,000	63%	60%	4"/7"	21	1	2	0	48½ X 14 <sup>11</sup> / <sub>16</sub>	HIGH TEMPERATURE	HW1157	+	+	+	-	-	-
DRL6013*1-2	28 000	25 000	64%	64%	4"/7"	36	1¾	2	0	60 ½ X 14 11/16	HIGH TEMPERATURE	HW1157	◦	+	◦	◦	-	◦
DRL6013*1	28 000	25 000	67%	64%	4"/7"	36	1¾	2	0	60 ½ X 14 11/16	HIGH TEMPERATURE	HW1157	+	+	+	+	-	-
DRL7213*1-2	35 000	32 000	64%	66%	5"/8"	38½	1¾	2	0	72½ X 14 11/16	HIGH TEMPERATURE	HW1157	◦	+	◦	◦	-	◦
DRL7213*1	35 000	32 000	66%	67%	5"/8"	38½	1¾	2	0	72 ½ X 14 11/16	HIGH TEMPERATURE	HW1157	+	+	+	+	-	-

## DELRAY LINEAR FRAMING



	A	B	C	D	E	F	G
DRL3613	43¾	67¾	47½	33 <sup>11</sup> / <sub>16</sub>	N/A	N/A	14¼
DRL4813	55¾	79¼	56 <sup>1</sup> / <sub>16</sub>	33 <sup>11</sup> / <sub>16</sub>	N/A	N/A	14¼
DRL6013	68 <sup>15</sup> / <sub>16</sub>	91 <sup>3</sup> / <sub>16</sub>	64½	33 <sup>11</sup> / <sub>16</sub>	25½	30 <sup>11</sup> / <sub>16</sub>	14¼
DRL7213	81	106¾	78¾	33 <sup>11</sup> / <sub>16</sub>	26½	30 <sup>11</sup> / <sub>16</sub>	16